


Editor's report Volume 89, 2018



Production

The 6 issues of volume 89 2018 (2017, 2016, 2015, 2014, 2013) contained 701 (704, 655, 763, 690, 601) pages with 112 (112, 102, 110, 105, 100) articles. Of these, 24 were register studies, 10 randomized clinical trials, 7 reviews/meta-analyses, and 4 case reports/ technical notes. Furthermore, we published 8 Editorials/Annotations, and 5 Letters to the editor.

An increasing amount of article data, mainly large tables, are included as Supplementary data, available in the online version of the article.

Submission and publication of manuscripts (Table 1)

574 manuscripts were submitted (864 in 2017, 885 in 2016, 940 in 2015, 972 in 2014, 989 in 2013).

69% were clinical, 10% case reports, 11% experimental, and 8% reviews/meta-analyses, the same distribution since several years.

One third (214/574) of manuscripts (ms) were submitted from NOF members, corresponding fraction in 2017 was one fourth (249/864).

Of the 112 published articles Sweden contributed 22, the Netherlands 20, Denmark 14, Norway 14, UK 11, Finland 9, Germany 4, USA 4.

Changes with APC, introduced 2018 (Table 1)

Number of submitted ms has decreased by 290, from 864 in 2017 to 574 in 2018, a 34% decrease. This is mainly caused by a decrease of ms submitted from non-NOF countries.

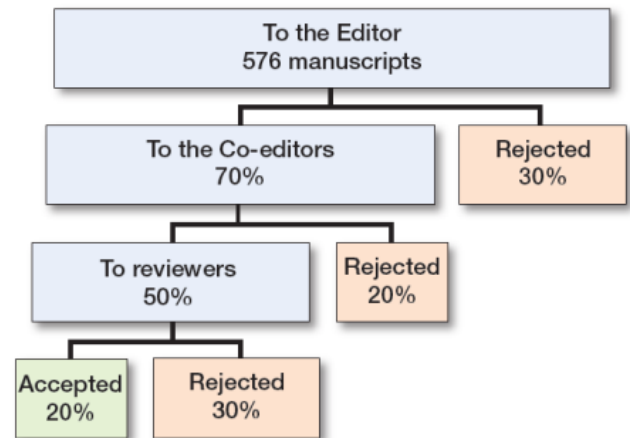
Number of ms from UK, India, and USA decreased substantially whereas the number of ms from China continued to be high.

During 2018 23 of 364 ms from non-NOF countries were accepted and accordingly paid APC.

Please note that direct comparisons of the number of submitted manuscripts and published articles per country and year is not meaningful. There is an overlap between years; many of the ms submitted a specific year are published first the next year.

Handling of manuscripts and acceptance rate

Submitted ms are rejected at 3 levels, immediately by the editor, and by co-eds, before or after external review. After this catharsis 20 % of ms remains and are published. This acceptance rate in 2018 is somewhat higher than the 13 % in the previous 3 years. The explanation is the higher proportion of NOF country ms.



The acceptance rate varies between countries (highest for the Nordic countries) but note that all manuscripts are evaluated by co-editors and reviewers outside the submitting country.

Handling times have been about the same since 8 years: two thirds of ms (except those immediately rejected by in-house evaluation, < 1 wk) have a first decision letter within 3 weeks, four fifths within 6 weeks.

The mean time from submittance to acceptance was 3.5 months and <6 months for more than 90% of the ms. Acceptance times partly depend on the number of revisions necessary and the time taken by authors to do these revisions. All ms undergo 1 or more revisions before acceptance.

The mean time from authors' approval of proofs to electronic publication (T&F website / PubMed / PubMedCentral) is 2 weeks.

Subscriptions (Table 2)

On December 2018 (2017, 2016, 2015, 2014, 2013, 2012, 2011) we had 5145 subscribers (4858, 4692, 4804, 4581, 4664, 4626).

5075 were collective subscribers and 70 institutional (mainly libraries).

Institutional subscriptions have, as expected, decreased: from 1237 in 2004 to 70 in 2018 mainly caused by our Open Access (start 2005).

The subscription cost for collective subscribers (orthopedic surgeons in the Nordic Orthopaedic

Federation) has been unchanged since many years and is as low as 42 Euro since 1996, for others it is 939 Euro, low compared to most other journals.

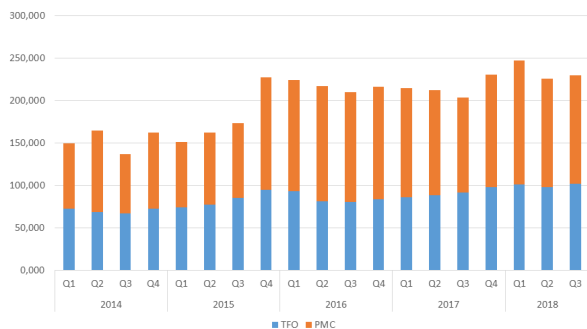
Finances, electronic Acta, APC

To balance our economy, Acta/NOF decided to stop the print edition (except for the subscribing libraries) with start 2018. No print and no porto has saved a substantial sum of money. Collective subscribers receive an e-zine every second month comprising the printed issues. Honoraria to editors have been reduced. An article publishing cost (APC), 1 760 Euro, started 2018. The APC applies only to articles from non-NOF countries. These measures have changed the previous loss of money into a surplus for 2018

Open Access

Our Open Access (since 2005) has led to a dramatic increase of the number of article downloads, now 1 million/year.

 Taylor & Francis Online and PubMed Central 2014 – 2018

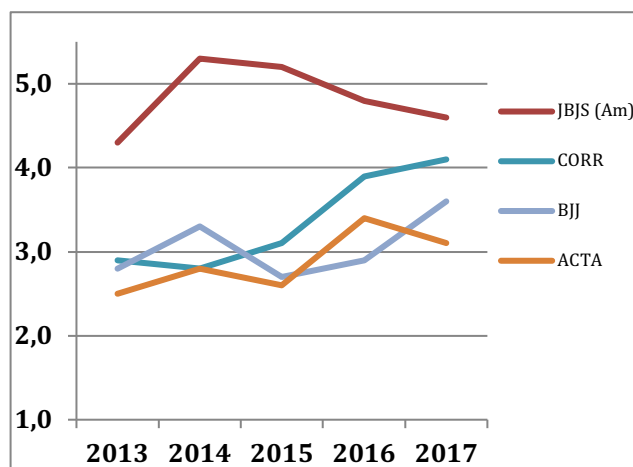


Impact factor

Acta's impact factor was 10 years ago 0.6, for 2017 (latest published data) it was 3.1, close to that of the 3 other large, general orthopedic journals. Among the 77 journals classified as "Orthopedics" Acta ranked 13 in 2017. JBJS was number 3 (IF 4.6), CORR nr 6 (IF 4.1), BJJ nr 7 (IF 3.6). (The nr 1 journal was American Journal of Sports Medicine, IF 6.1)

The next IF (for year 2018), will be published in June/July 2019)

Of the 10-top most cited articles published 2016-17 (for impact factor 2018). 8 concerned arthroplasties (Table 3)



Editor meetings

The Editors have had, as usual, 2 meetings in 2018.

The Minutes from these meetings are enclosed.

At the spring meeting Per Aspenberg (1949-2018) was honoured by showing the video "Per sailing in Blackströmmen". His "Benboken" was handed out.

Executive committee (ExCom) meetings

Anders Rydholm and Peter Frandsen have had several meetings with our publisher Håkan Pårup (Taylor&Francis) and with NOF representatives, specifically on Acta's future.

The Future

The situation with electronic only Acta and APC is planned for 2 years, 2018-2019. The outcome will decide the future: Keep the system or modify APC and/or collective subscriptions are possibilities whereas return to printed Acta is unlikely.

Anders Rydholm 2019-04-04

Minutes from Editors´ meeting 4–5 May 2018, Hotell Gäslingen, Skanör

Participants: Andy Beare, Peter Frandsen, Ivan Hvid, Kaj Knutson, Leah Kristensen, Håkan Pårup, Jonas Ranstam, Anders Rydholm, Urban Rydholm, Bart Swierstra, Magnus Tägil, Eivind Witsø, Rolf Önerfält

In memory of Per Aspenberg 1949 – 2018. Video Per sailing in Blackströmmen was shown and "Benboken" was handed out.

Opening of meeting and latest Minutes approved

Håkan Pårup presented Publisher's Acta statistics. Increasing number of downloads. Mailinformation to all NOF-members as soon as a new article is published was discussed. Another option would be to inform members to get this service directly from Taylor & Francis.

Andy Beare and Leah Kristensen informed about up-dated MM including the new expert finder, video player and possible ORCID registration for authors Publons registration for reviewers.

Peter Frandsen informed about new principles, in part activity-based, for honoraria.

Anders Rydholm reported decreased inflow of manuscripts from non-NOF countries 2018 (after start of APC).

Jonas Ranstam lecture: Fake news, exaggerations and scientific claims. PP presentation available from JR.

Bart Swierstra talked about important Dutch historical dates 3-4-5 May including start of his part-time job (not Acta) retirement.

Next meeting will be between end of September–end of November 2018, Doodle follows.

Minutes Editors´ meeting 30 Nov 2018, Skanör

Participants: Li Felländer-Tsai, Ivan Hvid, Peter Frandsen, Nils Hailer, Kaj Knutson, Håkan Pårup, Anders Rydholm, Urban Rydholm, Magnus Tägil, Rolf Önnarfält

Meeting opened, Minutes previous meeting approved, new co-editor Li Felländer-Tsai welcomed

Li presented herself

HP presented Acta statistics 2108 (see PDF mailed before meeting) Orcid discussed but not yet compulsory for Acta.

We plan to launch all new articles on Acta´s Twitter and retweet them to the NOF Twitter (MT).

First year with APC: Submission of ms from non-NOF countries has decreased from 615 (2017) to estimated 350 2108. So far 17 ms from non-NOF accepted.

AR reported on a recent experiment: submittance of an already published article to see whether other journals accepted it not disclosing attempt of double publication and compare behavior of serious journals with predatory journals. Results not yet published.

Formatagnostic first submission discussed: OK if first ms submitted does not adhere exactly to or guide-lines, can be fixed later on unless ms is not immediately rejected.

IF 2017 discussed and the high rate of self-cites in BJJ noted.

Top-reviewers 2018 agreed on (in principle those who have done 3 or more reviews during the year).

BS gave an update of the Dutch Guidelines on total hip prosthesis and noted the absence of such guide-lines in the Nordic countries.

BS informed on JBJS and JBJS OA with APC. It seems that requirements for acceptance of ms is lower in the OA journal.

AR reported on plan-S and Data Sharing and some curiosities.

We decided to stop Acta luncheons at national meetings and replace them by some type of reception at NOF meetings.

Next meeting April–May 2019, a Doodle will be sent.

Table 1. Submission and publication of manuscripts

	Manuscripts submitted									Manuscripts published								
	2010	2011	2012	2013	2014	2015	2016	2017	2018	2010	2011	2012	2013	2014	2015	2016	2017	2018
Sweden	51	41	32	40	53	46	53	55	51	23	29	31	17	21	21	21	29	22
Denmark	33	31	34	42	57	44	54	51	51	10	16	9	16	22	18	17	16	14
Norway	33	21	28	18	23	20	30	22	21	15	19	15	7	9	11	10	15	14
Finland	13	13	14	20	25	34	21	32	28	9	7	4	9	11	11	17	9	9
Iceland					1		1		2		1			1			1	
Estonia			3	2	1	1			2									
Lithuania									1									
The Netherlands	52	48	49	75	56	59	77	89	59	15	14	11	10	9	14	9	10	20
Subtotal	182	154	160	197	216	204	236	249	215	72	86	70	59	73	75	74	80	79
	2010	2011	2012	2013	2014	2015	2016	2017	2018	2010	2011	2012	2013	2014	2015	2016	2017	2018
Australia	10	16	15	20	12	11	14	10	7	7	3	2	2	1	4	1	4	1
Austria	6	11	11	19	26	20	12		8	1	3	1	1		2	2		
Belgium	4	7	3	4	5	4	3	5	1	3								1
Brazil						8	8	6	3									1
Canada	6	7	9	13	10	8	6	7	9	4		4		2	2			1
Chile								3										1
China	42	40	58	68	80	94	127	77	115	3	1	1	2	1	1	1		1
Egypt	14	11	6	10	13	22	16	8	4									0
France	2		5	10	14	7	12	12	5	1		1		2	3			1
Germany	61	36	52	63	78	53	54	48	26	5	10	3	8	7	4	4	4	4
Greece	8	2	8	19	12	6	3	8	1	1				3				
India	27	18	22	41	24	46	32	33	5									1
Iran	4	13	5	7	4	18	17	8										1
Ireland	13	7	11	2	3	8	3	3	2	2	2		1					

Israel		6	10	13	7	9	3	5	4									1	
Italy	17	20	23	26	24	30	28	20	7	2	1	1	2					1	
Japan	26	41	39	52	50	37	41	39	18	4	4	6	2	1	1			1	
Malaysia			7	7	8	2	4	5	1										
Mexico								3	2										
Pakistan								3	4										
Poland	8	6	12	13	11	15	12	6	4									1	
Portugal			6	2	1	4	4	6	1										
Russia								3											
Singapore				14	10	9	7	8	3									1	
Slovenia								2	3									1	
South Korea	29	62	45	53	45	33	33	48	32		2	5	3		1	1	1	3	
Spain	8	20	12	28	25	40	24	26	9			1			1				
Switzerland	9	11	15	14	15	16	17	17	12	2	3	3	1				5	7	
Taiwan	24	30	17	21	19	10	16	15	18	2	1				1			1	
Tunisia								4	1										
Turkey	20	23	25	27	29	44	19	17	14								1	1	1
UK	80	80	84	105	85	61	50	93	17	5	6	2	9	10	11	3	5	10	
USA	18	32	38	48	58	64	42	48	17	2	2	4	9	4	5	3	3	4	
Others	66	88	88	93	88	65	41	18	8	4	1	1	1		2	6	1	4	
Total	685	741	786	989	972	940	885	864	573	120	125	105	100	105	110	102	112	112	

"

"

Table 2. Collective subscriptions

	2010	2011	2012	2013	2014	2015	2016	2017	2018
Sweden	1,250	1,272	1,292	1,326	1,334	1,272	1,320	1,340	1,396
Denmark	864	885	895	903	910	910	930	923	905
Norway	725	746	743	802	810	973	999	999	987
Finland	553	448	552	590	600	577	605	594	660
Iceland	31	31	31	31	31	23	38	38	40
Estonia			3	50	50	50	50	50	50
Lithuania									270
The Netherlands	660	660	660	750	800	800	750	800	767
Total	4,133	4,092	4,176	4,452	4,535	4,605	4,692	4,744	5,075

Table 3. 10-top cited articles in 2016-2017 (for 2018 IF)

Title	Author	Vol. (Issue)	2018 Citations	Total Citations
Patient-reported outcome measures in arthroplasty registries: Report of the Patient-Reported Outcome Measures Working Group of the International Society of Arthroplasty Registries Part II. Recommendations for selection, administration, and analysis	Rolfson, O., et al.	87 (Sup 1)	23	37
The role of cell therapy in osteonecrosis of the femoral head A systematic review of the literature and meta-analysis of 7 studies	Papakostidis, C., et al.	87 (1)	16	33
Patient-reported outcome measures in arthroplasty registries: Report of the Patient-Reported Outcome Measures Working Group of the International Society of Arthroplasty Registries	Rolfson, O., et al.	87 (Sup 1)	16	30
Feasibility of outpatient total hip and knee arthroplasty in unselected patients A prospective 2-center study	Gromov, K., et al.	88 (5)	14	15
Effect of femoral head size and surgical approach on risk of revision for dislocation after total hip arthroplasty An analysis of 166,231 procedures in the Dutch Arthroplasty Register (LROI)	Zijlstra, W., et al.	88 (4)	13	13
Detection of bacteria with molecular methods in prosthetic joint infection: sonication fluid better than periprosthetic tissue	Rak, M., et al.	87 (4)	11	20
Outcomes of unilateral and bilateral total knee arthroplasty in 238,373 patients	Bohm, E., et al.	87 (Sup 1)	11	20
Acetabular cup position and risk of dislocation in primary total hip arthroplasty A systematic review of the literature	Seagrave, K., et al.	88 (1)	11	19
Does BMI influence hospital stay and morbidity after fast-track hip and knee arthroplasty?	Husted, H., et al.	87 (5)	11	15
Heart failure after conventional metal-on-metal hip replacements A retrospective cohort study	Gillam, M., et al.	88 (1)	10	11